

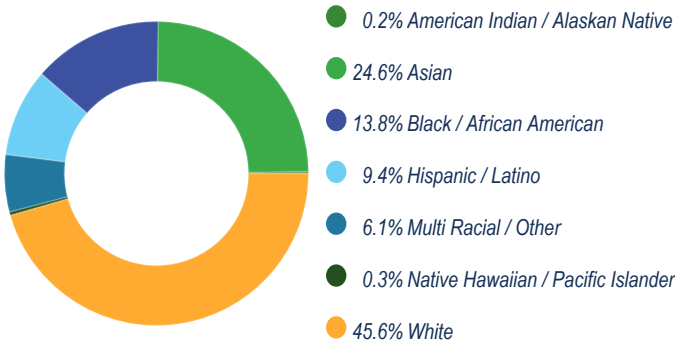


BALDI SCHOOL

2021-22 SCHOOL PROGRESS REPORT ON EDUCATION AND EQUITY

School Code | 8160 Sector | District Network | Network 8
Principal Name | Mr Luke Hostetter
Address | 8801 Verree Rd
Phone | 215-400-3090 Website | baldi.philasd.org/
Report Type | Middle School Grades in Report | 6-8
Admissions Category | Neighborhood
Turnaround Model | N/A
Receives HS Report | No
Oct 1 Enrollment | 1462

Student Enrollment and Demographics



1630

Total Number of Students Served for
10+ Days Over the Year

12.0%

% Students with IEPs

27.9%

% English Learners

58.5%

% Economically Disadvantaged

Student Attendance

57.7%

% Students Attending at Least 95%
of Instructional Days

77.7%

% Students Attending at Least 90%
of Instructional Days

Score Level

Level 3

Performance

At or Above Target in **50.0 %**
4 out of 8 Eligible Metrics

Improvement

Insufficient Data for Score

Goal Performance (All Students)

**GOAL 1 | PSSA ELA % of Students Proficient
or Advanced (Grades 3-8)**

Score: 64.3 %



21.8 pts above 2021-2022 target

MEETING

no data prior year

**GOAL 2 | PSSA ELA % of Students Proficient
or Advanced (Grade 3)**

Ineligible by Report Type

**GOAL 3 | PSSA Math % of Students Proficient
or Advanced (Grades 3-8)**

Score: 34.4 %



5.7 pts above 2021-2022 target

MEETING

no data prior year

- Meeting Target
- Not Meeting Target

Performance

Improvement

Level

American Indian / Alaskan Native

Insufficient Data
for Score

Insufficient Data
for Score

Asian

Insufficient Data
for Score

Insufficient Data
for Score

Black / African American

Insufficient Data
for Score

Insufficient Data
for Score

Hispanic / Latino

Insufficient Data
for Score

Insufficient Data
for Score

Multi Racial / Other

Insufficient Data
for Score

Insufficient Data
for Score

Native Hawaiian / Pacific Islander

Insufficient Data
for Score

Insufficient Data
for Score

White

Insufficient Data
for Score

Insufficient Data
for Score

English Learners

Insufficient Data
for Score

Insufficient Data
for Score

Students with IEPs

Insufficient Data
for Score

Insufficient Data
for Score

Economically Disadvantaged

Insufficient Data
for Score

Insufficient Data
for Score

Reading/ELA: Every Student Reads On or Above Grade Level

Goal 1 - Reading Grades 3-8

School Code | 8160 School Name | Baldi School

Goal 1: The percentage of students in grades 3-8 who are proficient on the state ELA assessment will grow from 35.7% in August 2019 to 65.0% by August 2026

PSSA ELA: % of Students Proficient or Advanced, Grades 3-8

All Students, 1,300 students

Score: 64.3 %



2021-2022 Target: 42.5 %

21.8 pts above target

2025-2026 Goal: 65.0 %

-7 pts from target



- Meeting Target
- Not Meeting Target

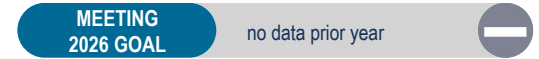
American Indian / Alaskan Native

Insufficient Sample

Asian, 344 students

Score: 72.1 %

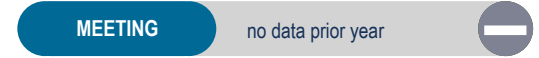
29.6 pts above target



Black / African American, 183 students

Score: 55.2 %

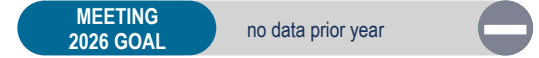
12.7 pts above target



Hispanic / Latino, 125 students

Score: 68.0 %

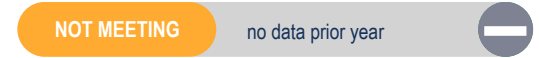
25.5 pts above target



Multi Racial / Other, 73 students

Score: 39.7 %

-2.8 pts from target



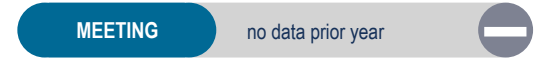
Native Hawaiian / Pacific Islander

Insufficient Sample

White, 567 students

Score: 64.7 %

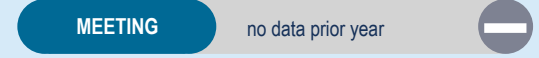
22.2 pts above target



English Learners, 352 students

Score: 43.5 %

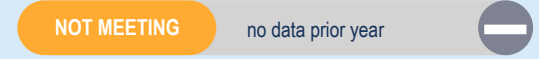
1.0 pts above target



Students with IEPs, 139 students

Score: 20.9 %

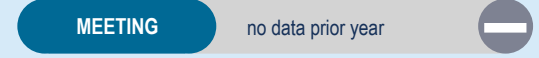
-21.6 pts from target



Economically Disadvantaged, 746 students

Score: 58.5 %

16.0 pts above target



Reading/ELA: Every Student Reads On or Above Grade Level

Goal 2 - Reading Grade 3

School Code | 8160 School Name | Baldi School

Goal 2: The percentage of 3rd grade students who are proficient on the state ELA assessment will grow from 32.5% in August 2019 to 62.0% by August 2026

PSSA ELA: % of Students Proficient or Advanced, Grade 3

All Students

Ineligible by Report Type

American Indian / Alaskan Native

Ineligible by Report Type

Asian

Ineligible by Report Type

Black / African American

Ineligible by Report Type

Hispanic / Latino

Ineligible by Report Type

Multi Racial / Other

Ineligible by Report Type

Native Hawaiian / Pacific Islander

Ineligible by Report Type

White

Ineligible by Report Type

English Learners

Ineligible by Report Type

Students with IEPs

Ineligible by Report Type

Economically Disadvantaged

Ineligible by Report Type

● Meeting Target

● Not Meeting Target

Math & Science: Every Student Performs On or Above Grade Level

Goal 3 - Math Grades 3-8

School Code | 8160 School Name | Baldi School

Goal 3: The percentage of students in grades 3-8 who are proficient on the state Math assessment will grow from 21.6% in August 2019 to 52.0% by August 2026

PSSA Math: % Students Proficient or Advanced, Grades 3-8

All Students, 1,296 students

Score: 34.4 %



2021-2022 Target: 28.7 %

5.7 pts above target

2025-2026 Goal: 52.0 %

-17.6 pts from target

MEETING

no data prior year

PSSA Science

% of Students Proficient or Advanced in Science (Grades 4 and 8)

46.6 %

186 out of 399 students

American Indian / Alaskan Native

Insufficient Sample

Asian, 348 students

Score: 48.3 %

19.6 pts above target

MEETING

no data prior year

Black / African American, 181 students

Score: 17.1 %

-11.6 pts from target

NOT MEETING

no data prior year

Hispanic / Latino, 123 students

Score: 24.4 %

-4.3 pts from target

NOT MEETING

no data prior year

Multi Racial / Other, 74 students

Score: 14.9 %

-13.8 pts from target

NOT MEETING

no data prior year

Native Hawaiian / Pacific Islander

Insufficient Sample

White, 562 students

Score: 35.6 %

6.9 pts above target

MEETING

no data prior year

English Learners, 362 students

Score: 22.1 %

-6.6 pts from target

NOT MEETING

no data prior year

Students with IEPs, 134 students

Score: 3.7 %

-25.0 pts from target

NOT MEETING

no data prior year

Economically Disadvantaged, 735 students

Score: 31.3 %

2.6 pts above target

MEETING

no data prior year

Climate, Culture & Opportunity

Guardrail 1 - Welcoming and Supportive Schools

School Code | 8160 School Name | Baldi School

Guardrail 1: Every school will be a safe, welcoming and healthy place where our students, staff and community want to be and learn each day. This means that our schools will be: 1) environmentally safe and clean; and 2) spaces with inclusive climates that provide students with access to robust social, emotional, and mental health supports.


School Climate Score

Score: 7.4



2021-2022 Target: 7.0
0.4 pts above target

2025-2026 Goal: 7.0
0.4 pts above target



School Climate Survey

6.8/10
Student Rating

8.7/10
Parent Rating

7.3/10
Teacher Rating

School Instruction Score

Score: 7.7



2021-2022 Target: 8.0
-0.3 pts from target

2025-2026 Goal: 8.0
-0.3 pts from target



School Instruction Survey

7.9/10
Student Rating

7.7/10
Parent Rating

7.4/10
Teacher Rating

- Meeting Target
- Not Meeting Target



No

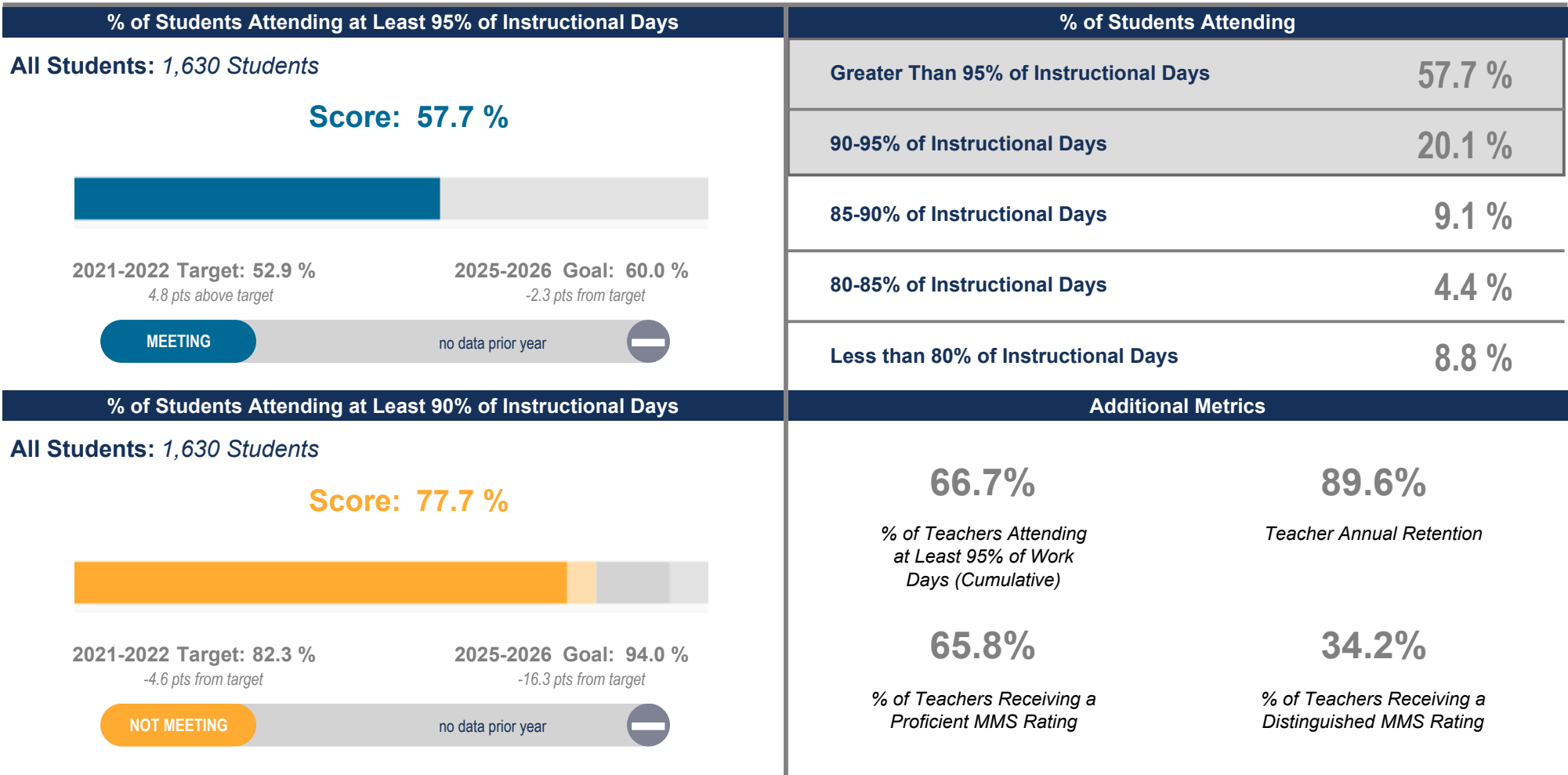
School Has at Least 2 Behavioral/Mental Health Support FTEs per 500 Students

Climate, Culture & Opportunity

Guardrail 1 - Welcoming and Supportive Schools

School Code | 8160 School Name | Baldi School

Guardrail 1: Every school will be a safe, welcoming and healthy place where our students, staff and community want to be and learn each day. This means that our schools will be: 1) environmentally safe and clean; and 2) spaces with inclusive climates that provide students with access to robust social, emotional, and mental health supports.



- Meeting Target
- Not Meeting Target

Climate, Culture & Opportunity

Guardrail 2 - Enriching and Well-rounded School Experiences

Guardrail 3 - Partnering with Parents / Family Members

School Code | 8160 School Name | Baldi School

Guardrail 2: Every student will have a well-rounded education with co-curricular opportunities, including arts and athletics, integrated into the school experience.

Guardrail 3: Every parent and guardian will be welcomed and encouraged to be partners in their child's school community.

% of Students Participating in Visual / Performing Arts

% of Students
Participating in Visual /
Performing Arts

100.0 %

1,352 out of 1,352 students

School Relationship Score

Score: 7.6



2021-2022 Target: 8.0

-0.4 pts from target

NOT MEETING

no data prior year

Additional Metrics



Yes

School Has a SAC/Parent Advisory Group



Yes

School Has a SAC/Parent Advisory Group That Meets Regularly



4

Number of SAC/Parent Advisory Group Meetings

● Meeting Target

● Not Meeting Target

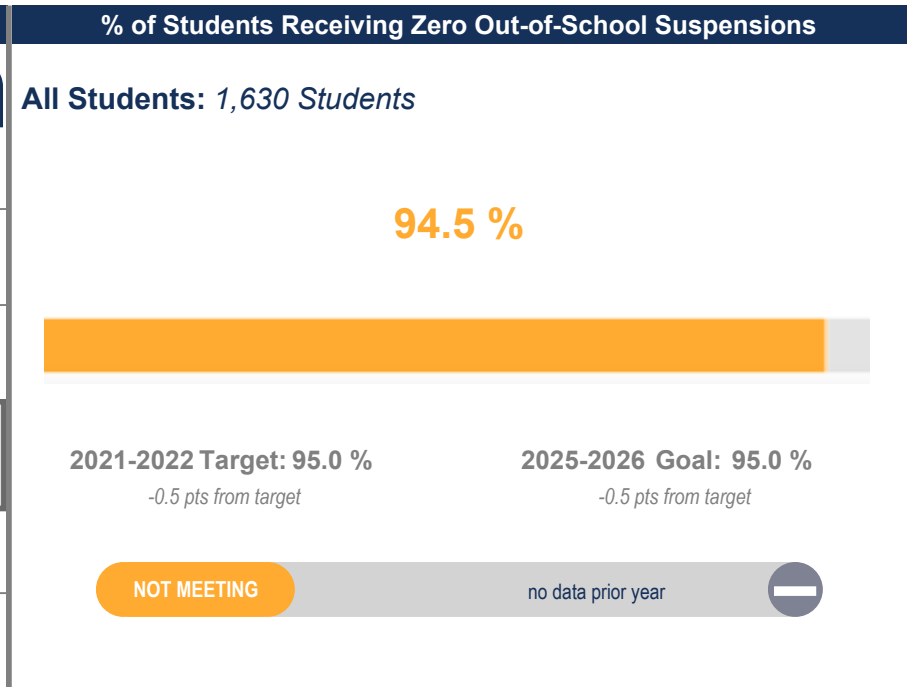
Climate, Culture & Opportunity

Guardrail 4 - Addressing Racist Practices

School Code | 8160 School Name | Baldi School

Guardrail 4: Our students' potential will not be limited by practices that perpetuate systemic racism and hinder student achievement.

Suspension Disproportionality			
	% of Enrollment (Total Enrollment)		% of Suspensions Given to Each Subgroup
All Students	(1462)		
American Indian / Alaskan Native	0.2 %	(3)	0.0 %
Asian	24.6 %	(360)	13.5 %
Black / African American	13.8 %	(202)	27.9 %
Hispanic / Latino	9.4 %	(137)	6.3 %
Multi Racial / Other	6.1 %	(89)	9.0 %
Native Hawaiian / Pacific Islander	0.3 %	(5)	0.0 %
White	45.6 %	(666)	43.2 %
English Learners	27.9 %	(408)	31.5 %
Students with IEPs	12.0 %	(176)	18.9 %
Economically Disadvantaged	58.5 %	(855)	67.6 %



% of Students Qualified to Attend Criteria-Based High Schools

All Students	Black / African American	Hispanic / Latino
84.6 %	75.0 %	78.4 %

- Meeting Target
- Not Meeting Target